

A Study On “Employee Morale” At AEGIS BPO

P. Santhosh Kumar¹, K. Revathi², Dr. T Vara lakshmi³

¹P.G. Scholar, ²Assistant Professor, ³Associate Professor

^{1,2,3} Department of management studies

^{1,2,3} Institute of Aeronautical Engineering, Dundigal Hyderabad, Telangana, India.

Email: ¹santhoshperika5553@gmail.com, ³t.varalakshmi@iare.ac.in

ABSTRACT

The contemporary day glances at destinations to break down the effect of low morale and inspiration on personnel's productiveness and intensity. Intense need and productiveness of passion are eventual outcomes of low enthusiasm and espresso inspiration and may once in a piece cause, also, undesired signs close by truancy and harm. A survey became worked to harvest the motivation behind why consequently, and it additionally became distributed to picked bookkeeping and control personnel running in restrictive Jordanian endeavor that is business. The aggregate sum of surveys broke down had been (276) polls. Goal records were in reality dissected utilizing the product that is statistical PLS (Partial Least Square). The look closely at established that low morale and espresso inspiration affect productiveness and seriousness. Likewise, it suggests that control must canvas on developing productiveness through method for the technique for creating joy that is personnel re-designing constructions and strategies offering impetuses, training, and training.

Keywords: -Morale and Inspiration Eventual outcomes, training, and training.

INTRODUCTION

Morale is an worker's outlook in the direction of one-of-a-kind stakeholders of an entity and is a mental situation for contentment, poise and resolution. In an organizational idea morale is an crucial element which determines the overall performance of an organisation. Which manner morale will create a nice mindset amongst personnel and to be able to enables to reap organizational dedication and desires, consequently morale decide the overall performance of an organisation (Morgan,2002). Hence, it can be say that worker morale explains the outlook, contentment and poise that worker's sense at paintings. When personnel are affirmative approximately their surroundings and assume that they are able to meet their maximum full-size goals at paintings, worker morale is encouraging or elevated. Likewise, if personnel are downbeat and discontented approximately their place of business and go through a stumpy mindset and as though they can't gratify their desires and needs. Thus, it can be concludes that Morale is one of the element that's measuring awful or accurate overall performance of an organisation. Many studies research are arguing that, the tern worker morale is related with delight, paintings lifestyles balance, mindset and feelings of an worker, however no person stated that which one is in first role or which one is relies upon on other?. Here the observe was cuses the worker morale and its effect at the mindset of worker. Hence, the observe has onducted a deep assessment of literature concerning whether or not there may be any theoretical or analytical proof exist or now no longer approximately the connection among worker morale and their mindset. UshaTiwari, shows that worker morale and its effect at the performance of worker nevertheless exist in accurate way and in addition shows that courting with the man workers, group spirit in direct paintings surroundings, operating circumstance of laborplace ,leaves and vacations provided, management and personnel are allowed to

speak freely are the maximum crucial elements which might be figuring out the worker morale (UshaTiwari, 2014). In addition, any other observe argues that conversation is gambling an crucial function in growing the delight of worker and their delight leads them to have excessive morale (Upadhyay and Gupta (2012). Zial concludes that worker morale and worker retentions are intently associated with the teambuilding withinside the organization and additionally it'll create a nice ecosystem withinside the paintings place (Zial, 2011). Based at the eview of previous research, it can be visible that the end of majority research had been revealing the function of worker delight in growing worker morale. Nwachukwu, shows that process delight is intently related to paintings, pay and merchandising (Nwachukwu, J.C., 1992), on the equal time, he in addition concludes that delight of personnel concerning paintings, pay and merchandising will growth the morale of an worker. Another proof has given with the aid of using Sherfudeen, M.M., explains that morale of an worker is relies upon on socio-financial elements and process facts (Sherfudeen, M.M., 1995). Another observe shows that morale is relies upon on income, enjoy and educational qualification of an worker (Manickavasagam, V., 1995). At equal time maximum of the studies research had been explains that process delight is strongly associated with the development in process overall performance. Employee's achievements, motivations, their notion concerning their process, participation in decision making are growing the process delight and overall performance of personnel (Ekramulhoque, M. and HasanathAli.Md., 1988). Hence, it can be concludes that worker morale is relies upon at the process delight and notion of personnel concerning their process.

NEED OF THE STUDY

Many studies research are arguing that, the tern worker morale is attached with satisfaction, paintings lifestyles balance, mindset and feelings of an worker, however no person stated that which one is in first role or which one is relies upon on other?. Here the have a look at become focuses the worker morale and its effect at the mindset of worker. Hence, the have a look at has carried out a deep evaluation of literature concerning whether or not there's any theoretical or analytical proof exist or not approximately the connection among worker morale and their mindset

STATEMENT OF THE PROBLEM

Both morale and attitudes are required for organizational improvement and person performance. When the mindset is appeared as an person phenomenon, many investigators systematize those emotions what are assumed to be worker's needs. Similarly, as in line with the worker morale approach, maximum researches are bewildered with social or organization significance. The impulsive surroundings of a correctional facility impacts every person in a collection of ways. As such many researchers have tried to assess the connection among the worker morale with the mindset. But no severe paintings has been initiated on the self-financing faculties, particularly in Kerala. Even alevn though each group of workers member on the self-financing faculties is an splendid person, techniques for bringing to thoughts encouraging morale are the want of the hour. Thus an strive has been completed to study the interrelationship among morale and mindset

OBJECTIVES OF THE STUDY

1. To discover the morale stage of the staffs. ∞
2. To recognise the attributes that have an impact on their morale.
3. To discover the pride stage of the staffs with inside the following areas. ∞

4. To discover the elements influencing worker morale. To have a look at the connection among worker morale and attitude.

SCOPE OF THE STUDY

The pinnacle control can use the facts acquired via the look at withinside the following regions To perceive the drawbacks withinside the current system. Adopt as a device to To beautify the possibilities for development and self-improvement To offer innovative task to the employees. To enhance participative control techniques. To enhance the system Both morale and attitudes are required for organisational improvement and character performance. When the mindset is seemed as an character phenomenon, many investigators systematize those emotions what are assumed to be employees needs. Similarly, as in step with the worker morale approach, maximum researches are bewildered with social or organization significance. The impulsive surroundings of a correctional facility affects every character in an collection of ways. As such many researchers have tried to assess the connection among the worker morale with the mindset. But no critical paintings has been initiated on the self-financing faculties, in particular in Kerala. Even alevn though each team of workers member on the self-financing faculties is an great character, techniques for bringing to thoughts encouraging morale are the want of the hour. Thus an strive has been finished to study the interrelationship among morale and mindset

RESEARCH METHODOLOGY

RESEARCH DESIGN

The investigation format utilized withinside the plan at transformed into engaging investigations design. It is produced using studies and truth-finding calls for of changed sorts. The explanation that is essential of studies plans, given that it exits at the moment}. The significant reason for this procedure is the way that the scientist doesn't have any control of factors; they can record handiest what has come upon for sure precisely is going on.

1.6.2 SAMPLING Sampling Method In this look at handy sampling technique is utilized in deciding on the samples. Population The populace contains of 2 hundred personnel. The Frame contains the personnel of Aegis Bpo Ltd.

1.6.3 Sample Size The universe of the look at consists of people above. In Aegis Bpo Ltd, the whole wide variety of worker is 2 hundred. a hundred and fifty personnel are decided on for the look at.

1.6.4 DATA COLLECTION METHOD

Primary facts series changed into accomplished via dependent questionnaire. Secondary facts changed into accrued from corporation records. Primary facts: Primary facts are the ones which might be accrued a clean and for the primary time and for that reason appear to be authentic in character. Primary facts may be accrued both via test or via survey. Secondary facts: The secondary facts then again are the ones that have already bean accrued via way of means of a person else and that have already been handed via the statistical process.

1.6.5 DATA COLLECTION INSTRUMENT: The instrument used for the accumulating realities transformed into a poll that is reliant. The poll comprised of 20 questions, with a combination of open–finished and close–finished inquiries.

1.6.6 STATISTICAL TOOLS USED This researcher has used the subsequent statistical gear:
1. Simple percent 2. Anova table

1.6.7 SIMPLE PERCENTAGE METHOD A percent evaluation technique is the gear utilized by the researcher for the evaluation and interpretation. Through using chances the facts are decreased withinside the trendy shape with base to a hundred which truth centers relative comparisons. In the proportion evaluation, percent is calculated via way of means of

multiplying the wide variety of respondents into hundred and it's miles divided via way of means of the pattern size. Percentage evaluation = (no. of respondent/ general no. of respondent) \times a hundred

1.6.8 HYPOTHESES OF THE STUDY 1. There isn't anyt any great distinction among the elements impacts worker morale. 2. There isn't anyt any linear dating among worker morale and attitude

LIMITATIONS

- ❖ Due to the time constraint the study is made most effective amongst one hundred fifty respondents
- ❖ There is a hazard of private bias which impacts the authentic data.
- ❖ Cannot capable of get actual statistics due to the fact a number of the personnel are reluctant to percentage the statistics.
- ❖ Most of the personnel have been busy with their tight paintings and that they don't need to be disturbed

REVIEW OF LITERATURE

Introduction

In any commercial enterprise employer or industry, earnings is the top aim. Profits may be were given most effective while the productiveness is excessive and it's far pretty glaring that, productiveness may be excessive most effective while worker's morale is excessive. When mentoring approximately worker morale, it's far vital to outline it Morale has been described in a examine carried out through the Michigan University has "The aggregate of attitudes in the direction of Job Company and instant supervisor". Mr.V.Devarajan, B.A., a pupil of P.S.G. university of Arts & Science, Coimbatore, Who did his M.A, in social paintings withinside the yr 1973, made a "Study on Employees" Morales and process pride withinside the Cambodia Mills' and has cautioned workers' Participation in Management, Production incentive bonus to advanced worker morale and his process pride. Mr.M.Ramakrishnan, a pupil of Madras School of Social paintings, who did his submit commencement in Social Work withinside the yr 1980, made "Study on morale withinside the metallic Bon India Limited" Madras and has cautioned that advanced centers and operating situations will enhance the morale of personnel. Mr.S.Prabakar, a examine of G.R.D College of science, Coimbatore who did his M.A., in social paintings withinside the yr 1991, made a "Study on personnel morale withinside the Cambodia Mills", has cautioned that desirable operating situations welfare centers, decorate desirable morale withinside the opinion of majority of the respondents look into of some terrible opinion regarding terrible worker's participation withinside the management, advertising and switch policies. Pestonjee & Singh, 1995, Workers morale is substantially associated with their schooling. The better their schooling is the decrease their morale and vice versa. Income is determined to be non-sizable element affecting morale Herzberg, 1965, Herzberg determined this is 54% of the research morale changed into associated with excessive productiveness that is 35%, morale and productiveness did now no longer monitor relationship. In 11% of the research, excessive morale changed into related to low productiveness. Evidence guide the view that degree of pride changed into without delay associated with overall performance at the process Miller D.C & W.H.Form, 1964, Miller & Form have given 4 combos of productiveness and morale i. High productiveness-excessive morale ii. Low productiveness-excessive morale iii. High productiveness-low morale Low productiveness-low morale

RESEARCH GAP

The investigation is current to look at the outcome of low morale and inspiration on workers' efficiency and seriousness. Low usefulness and misfortune in intensity are results of low

morale and inspiration that is low may in some cases bring about additional undesired side effects such as non-attendance and harm. A survey was worked to accomplish the objective of this reason, and it likewise was conveyed to bookkeeping that is chosen the executives representatives taking care of job in various Jordanian business conditions. The sheer number of surveys dissected were polls. Goal information were investigated utilizing the program that is statistical PLS (Partial Least Square). The examination confirmed that low morale and inspiration that is low efficiency and seriousness, and it additionally likewise suggests that administration should work with expanding usefulness by expanding representatives' fulfillment through re-designing frameworks and tasks and giving motivators, instruction, and training. As a rule, high morale adds to high usefulness; yet there is any way not in any way times a particular relationship among the two.

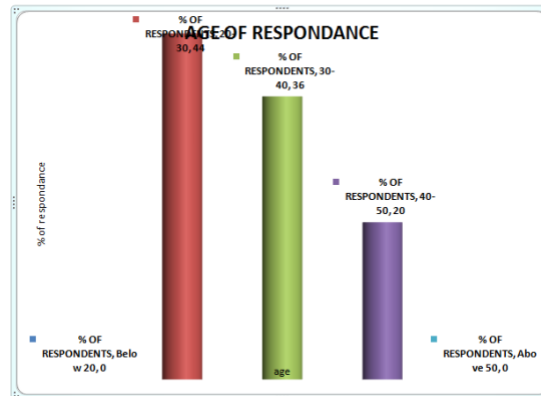
Close oversight, time studies, and the logic board be utilized so you can arrive at a more severe level of usefulness; however, some of the time, we could come at top efficiency by low morale. Nonetheless, it truly is suspicious whether this mix will last (Rao, 2007). RenisLikert clarifies various blends of confidence and efficiency: high morale and low usefulness; high morale and high usefulness; low morale and high efficiency; and low morale and low efficiency (Likert, 1932). We could say that chiefs need absolutely to work with upgrading the confidence of these representatives, as high morale makes for an altogether better climate that is working. It additionally assists the organization with arriving at its objectives without any problem. Associations need their workers to be significantly more helpful. Be that as it may, will inspiration be sufficient to have things done?

What's more, what persuades our conduct? Representatives are viewed as the most pivotal asset, notwithstanding a card that is winning the hands of the executives. Low usefulness may be detectable to the representative inspiration that is poor. The achievement and viability of each firm depend on the degree that is enormous regarding how well workers are persuaded. Speculations of human asset the board, notwithstanding hypotheses of inspiration, pronounce that spurred workers will be more innovative and valuable, and it's additionally savvy for practically any administration to use these hypotheses so you can build intensity and productivity(Stephen, 2014).

DATA ANALYSIS AND INTERPRETATIONS

TABLE NO.1: AGE OF RESPONDENTS

S.NO	AGE	NO. OF RESPONDENTS	% OF RESPONDENTS
1	Below 20	0	0
2	20-30	66	44
3	30-40	54	36
4	40-50	30	20
5	Above 50	0	0
	Total	150	100

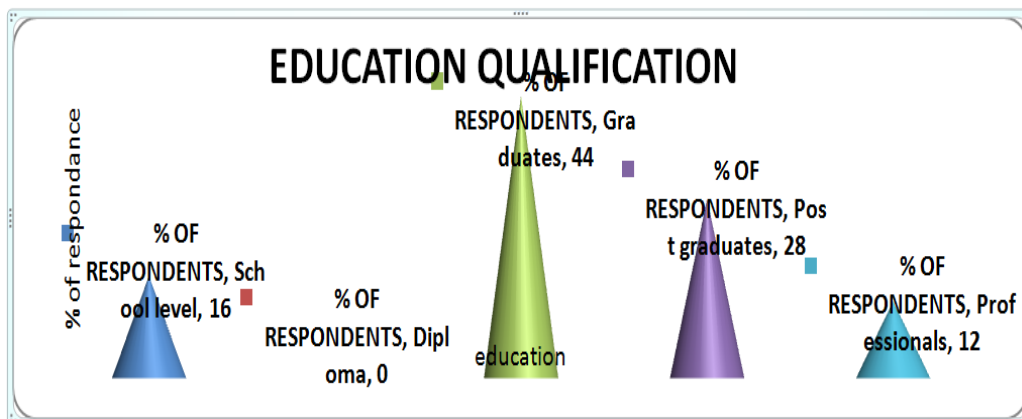


INTERPRETATION:

The previously mentioned work area shows that respondents are 44% are among age foundations are 20 to 30, respondents are 36% and thirty to forty age establishments and 20% are among forty to fifty age organizations.

TABLE NO.2: Respondents’ Qualification in regard to Education

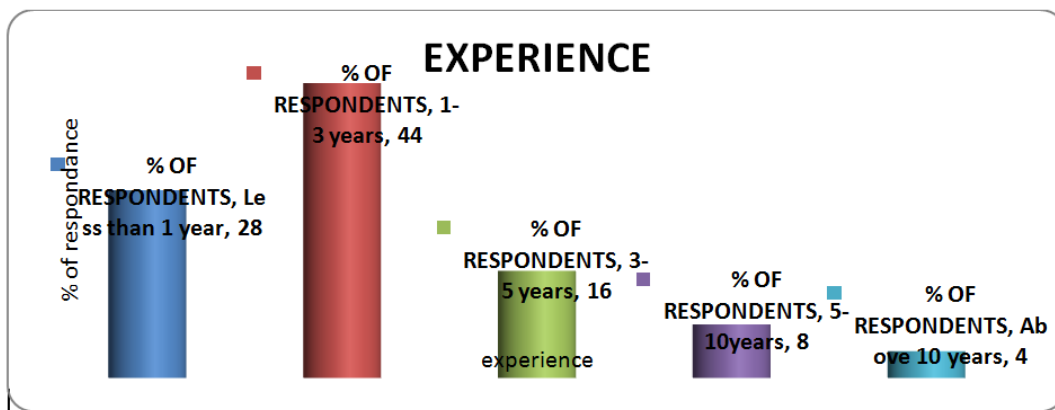
S.NO	EDUCATION	NO. OF RESPONDENTS	% OF RESPONDENTS
1	School level	24	16
2	Diploma	0	0
3	Graduates	66	44
4	Post graduates	42	28
5	Professionals	18	12
	Total	150	100



Interpretation: The previously mentioned work area demonstrates that every one of the respondents who are graduates is 44%, who have total post-graduation are 28%, about personnel stage are 16% and the rest are proficient, i.e., 12%

TABLE NO.3: Respondents with experience in work

S.NO	EXPERIENCE	NO. OF RESPONDENTS	% OF RESPONDENTS
1	Less than 1 year	42	28
2	1-3 years	66	44
3	3-5 years	24	16
4	5-10years	12	8
5	Above 10 years	6	4
	Total	150	100

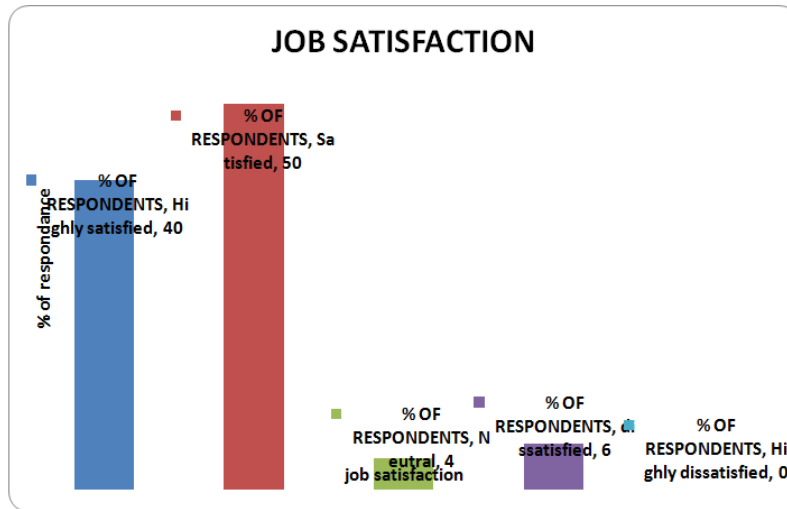


Interpretation:

The previously mentioned work area shows that a few years of involvement are moved by 44%, around three and 65 years of experience are finished by 28% respondents, and quite a while of involvement 4% of respondents

TABLE NO.4: In regard to Job Satisfaction what is the opinion of the Respondents

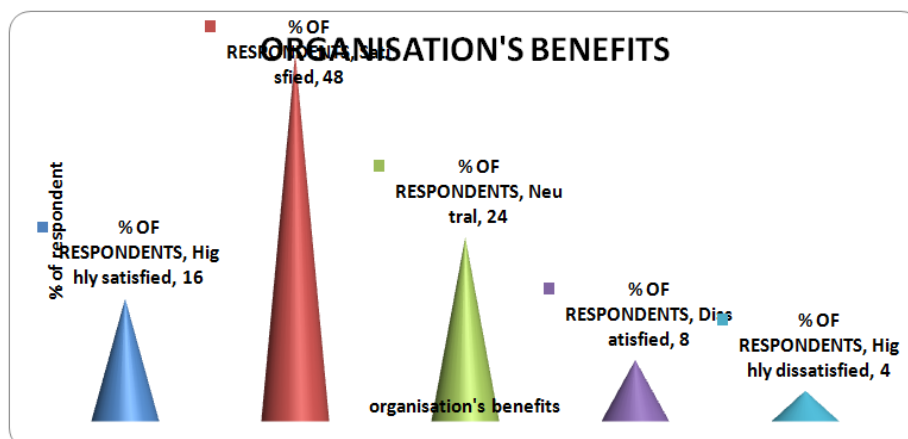
S.NO	JOB SATISFACTION	NO. OF RESPONDENTS	% OF RESPONDENTS
1	Highly satisfied	60	40
2	Satisfied	75	50
3	Neutral	6	4
4	Dissatisfied	9	6
5	Highly dissatisfied	0	0
	Total	150	100



Interpretation: The previously mentioned work table shows that half of the respondents are content utilizing their through because of their errand, forty% of respondents are extremely happy with their particular assignment, and 6% of respondents incorporate baffled the assistance of its undertaking..

TABLE NO.5: Respondents OPINION on the benefits in ORGANISATION

S.NO	ORGANISATION'S BENEFITS	NO. OF RESPONDENTS	% OF RESPONDENTS
1	Highly satisfied	24	16
2	Satisfied	72	48
3	Neutral	36	24
4	Dissatisfied	12	8
5	Highly dissatisfied	6	4
	Total	150	100

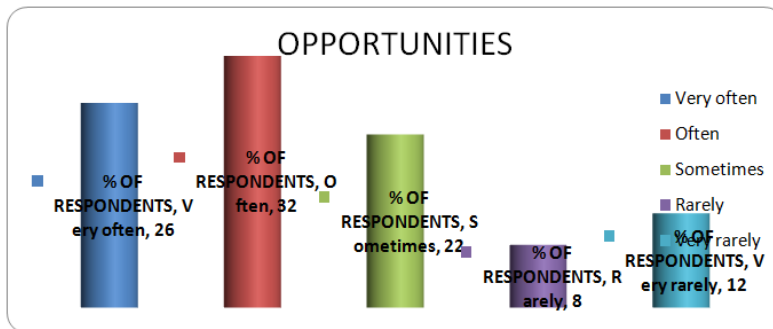


INTERPRETATION:

The preceding table suggests that content through its organization's blessings are 48%, respondents include unbiased making use of the benefits are 24% off and respondents include reasonably disillusioned together with the benefits are 4%

TABLE NO.6: Openings FOR ENHANCEMENT and SELF-DEVELOPMENT

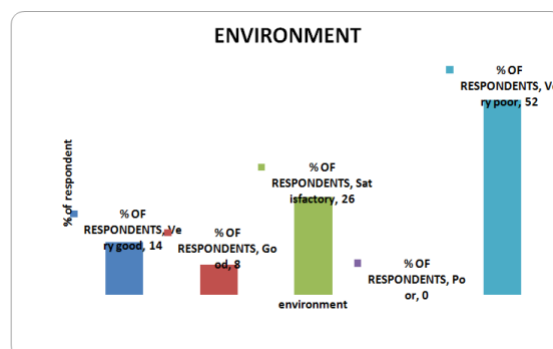
S.NO	OPPORTUNITIES	NO. OF RESPONDENTS	% OF RESPONDENTS
1	Very often	39	26
2	Often	48	32
3	Sometimes	33	22
4	Rarely	12	8
5	Very rarely	18	12
	Total	150	100



Interpretation: The mentioned earlier area offers that 32% of respondents include consistently creating the potential for enhancement and self-advancement, 26% bring constantly, and 12 % of respondents bring now and then

TABLE NO.7: How much satisfied are respondents as per the WORK ENVIRONMENT

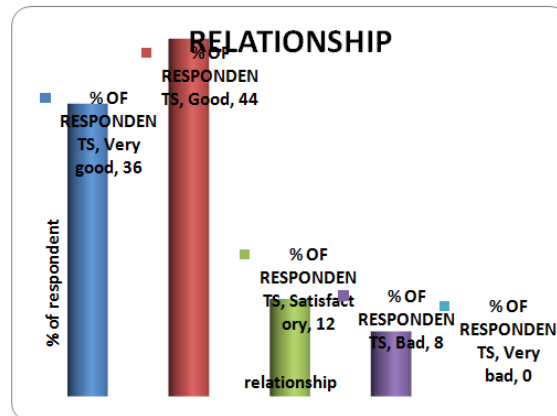
S.NO	ENVIRONMENT	NO. OF RESPONDENTS	% OF RESPONDENTS
1	Very good	21	14
2	Good	12	8
3	Satisfactory	39	26
4	Poor	0	0
5	Very poor	78	52
	Total	150	100



INTERPRETATION:The above desk suggests that 26% of respondents are pleasant with the paintings surroundings; paintings surroundings is excellent for 14% of respondents however 52% of respondents are relatively disillusioned with the paintings surroundings.

TABLE NO.8: SUPERIORS AND CO-WORKERS RELATION

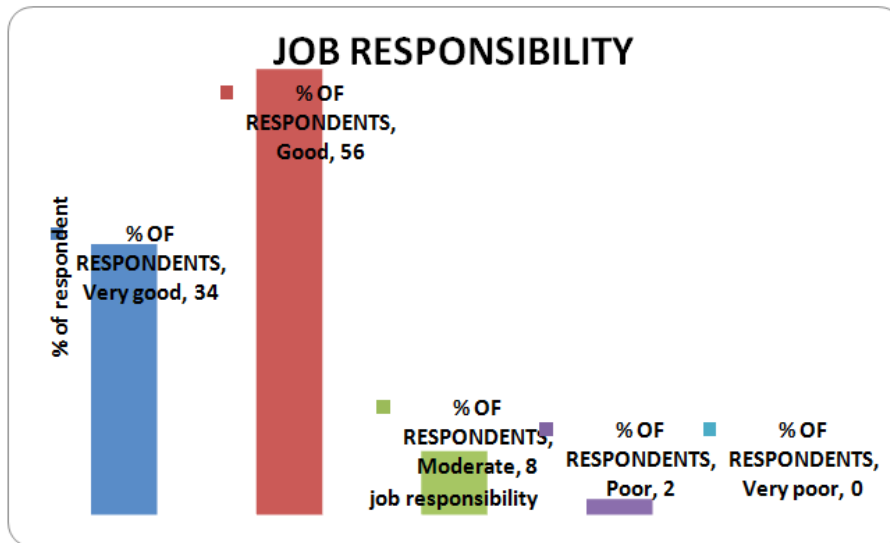
S.NO	RELATION	NO. OF RESPONDENTS	% OF RESPONDENTS
1	Very good	54	36
2	Good	66	44
3	Satisfactory	18	12
4	Bad	12	8
5	Very bad	0	0
	Total	150	100



INTERPRETATION: The work mentioned above offers that the advanced and co-representatives hookup was immediately for 46% of respondents, 36% of respondents have exceptional understanding, and 8% of respondents relationship was terrible.

TABLE NO.9: Respondents know their JOB RESPONSIBILITIES

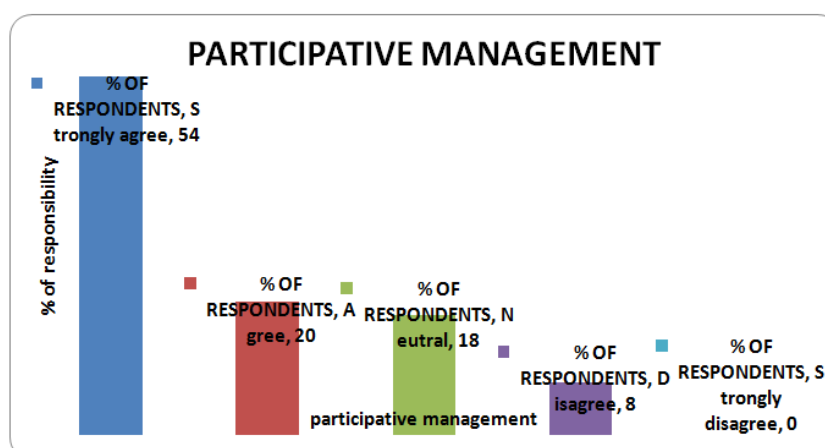
S.NO	JOB RESPONSIBILITY	NO. OF RESPONDENTS	% OF RESPONDENTS
1	Very good	51	34
2	Good	84	56
3	Moderate	12	8
4	Poor	3	2
5	Very poor	0	0
	Total	150	100



INTERPRETATION : The above desk indicates that 56% of respondents sense that they've precise process obligations, excellent obligation have 34% and for 2% responsibility in regard to work was poor.

TABLE NO.10: Respondents have abilities of Management which are PARTICIPATIVE

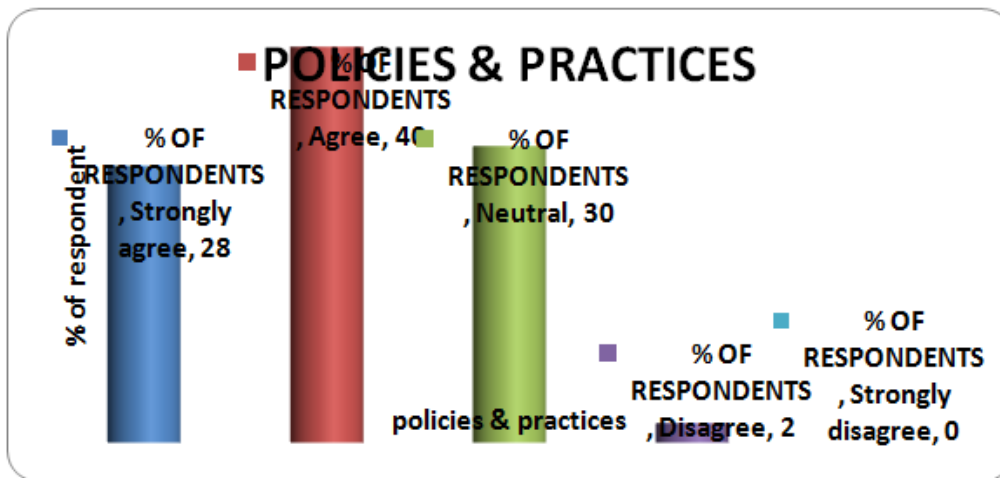
S.NO	PARTICIPATIVE MANAGEMENT	NO. OF RESPONDENTS	% OF RESPONDENTS
1	Strongly agree	81	54
2	Agree	30	20
3	Neutral	27	18
4	Disagree	12	8
5	Strongly disagree	0	0
	Total	150	100



Interpretation: The previously mentioned table shows that 54% of respondents solidly concur absolutely that they take an interest with guideline and 8% of respondents do today no further take part with the procedure.

TABLE NO.11: POLICIES & ADMINISTRATION PRACTICES

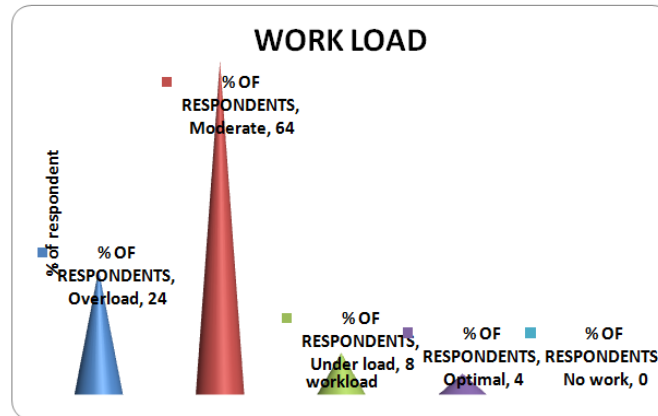
.NO	Policies & Practices	NO. OF RESPONDENTS	% OF RESPONDENTS
1	Strongly agree	42	28
2	Agree	60	40
3	Neutral	45	30
4	Disagree	3	2
5	Strongly disagree	0	0
	Total	150	100



INTERPRETATION :The aforementioned table show that 40% of respondents trust the guidelines and control techniques in the continuing commercial enterprise and 2% include disagreeing together with the guidelines and control techniques

TABLE NO.12: Opinion on the Workload

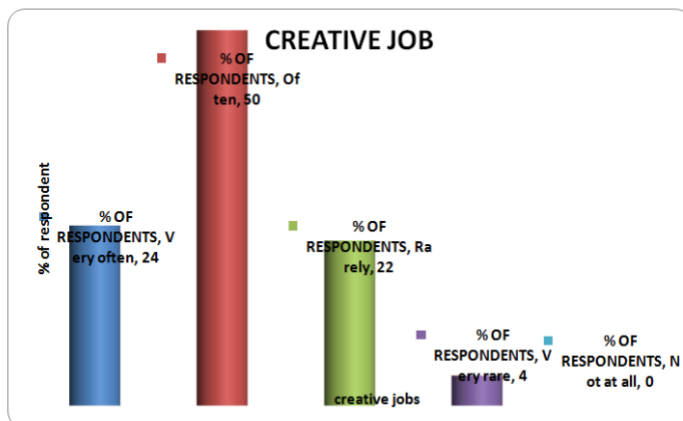
S.NO	Work load	NO. OF RESPONDENTS	% OF RESPONDENTS
1	Overload	36	24
2	Moderate	96	64
3	Under load	12	8
4	Optimal	6	4
5	No work	0	0
	Total	150	100



INTERPRETATION:The aforementioned table show that for 64% of respondents the mural art weight was modest, for 24% it really is miles overload as well as 4% they's kilometers optimum.

TABLE NO.13: RESPONDENTS OPINION ABOUT CREATIVE JOB

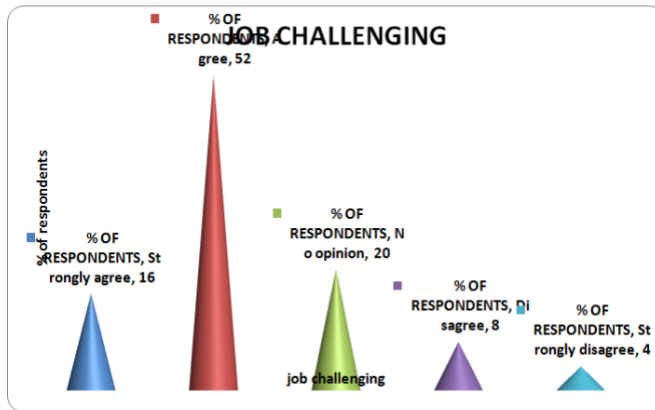
S.NO	CREATIVE	NO. OF RESPONDENTS	% OF RESPONDENTS
1	Very often	36	24
2	Often	75	50
3	Rarely	33	22
4	Very rare	6	4
5	Not at all	0	0
	Total	150	100



INTERPRETATION:The aforementioned table show that 50% of respondents generally see revolutionary opportunities, 24% most generally and 4% of respondents become revolutionary opportunities most hardly ever.

TABLE NO.14: Opinion is Job Challenging

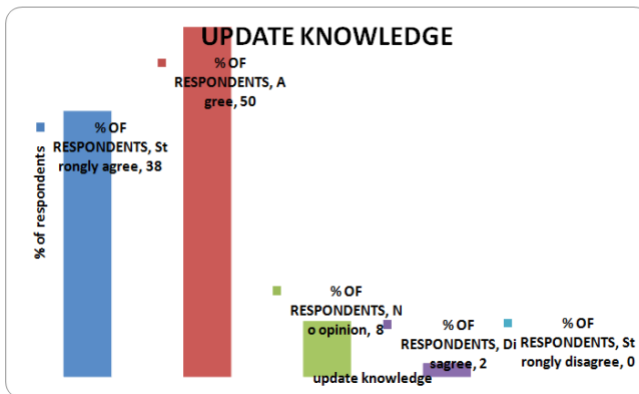
S.NO	JOB CHALLENGING	NO. OF RESPONDENTS	% OF RESPONDENTS
1	Strongly agree	24	16
2	Agree	78	52
3	No opinion	30	20
4	Disagree	12	8
5	Strongly disagree	6	4
	Total	150	100



INTERPRETATION : The table mentioned above shows that 52% of the respondents agree that they usually use attain challenging tasks, 20% do not have any viewpoint more or less this, and 4% of respondents firmly disagree.

TABLE NO.15: KNOWLEDGE AND SKILLS UPDATION

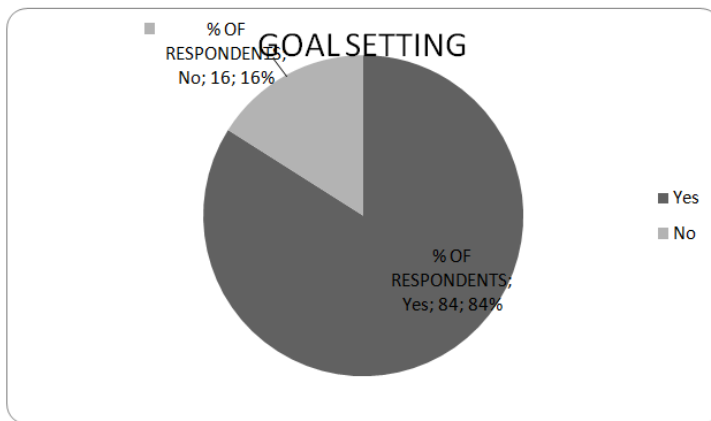
S.NO	UPDATE KNOWLEDGE	NO. OF RESPONDENTS	% OF RESPONDENTS
1	Strongly agree	57	38
2	Agree	75	50
3	No opinion	12	8
4	Disagree	6	2
5	Strongly disagree	0	0
	Total	150	100



Interpretation: The previously mentioned table show that half of respondents concur absolutely that they typically use to get probability to trade abilities and strategies, 2% of respondent conflict

TABLE NO.16: SETTING GOALS OPINION

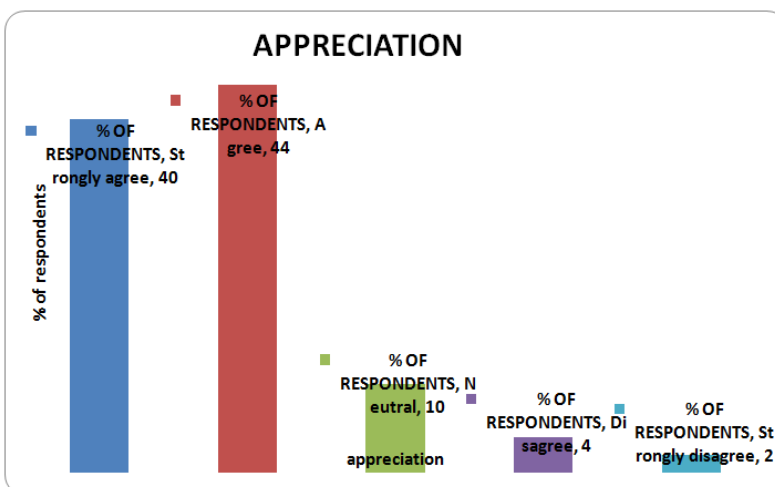
S.NO	GOAL SETTING	NO. OF RESPONDENTS	% OF RESPONDENTS
1.	Yes	126	84
2.	No	24	16
	Total	150	100



Interpretation The aforementioned table show that 84% of participants arranged her destiny fantasies and 16% of respondents would today no further arranged their particular future hopes and dreams.

TABLE NO.17: QUALITY WORK APPRECIATION

S.NO	APPRECIATION	NO. OF RESPONDENTS	% OF RESPONDENTS
1	Strongly agree	60	40
2	Agree	66	44
3	Neutral	15	10
4	Disagree	6	4
5	Strongly disagree	3	2
	Total	150	100

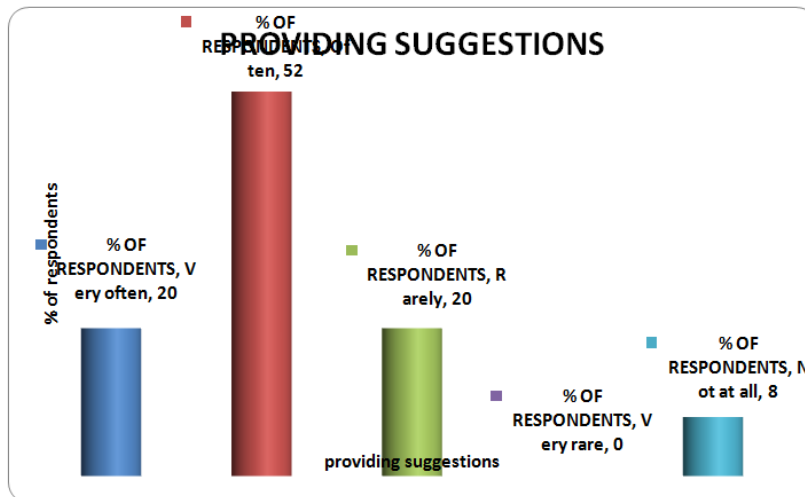


INTERPRETATION: The previously mentioned table shows that 44% of members concur absolutely that they become understanding concerning wall painting craftsmanship and 2% contrast they become understanding for their wall painting artistry and 2% clash

TABLE NO.18

RESPONDENTS OPINION ABOUT PROVIDING SUGGESTIONS

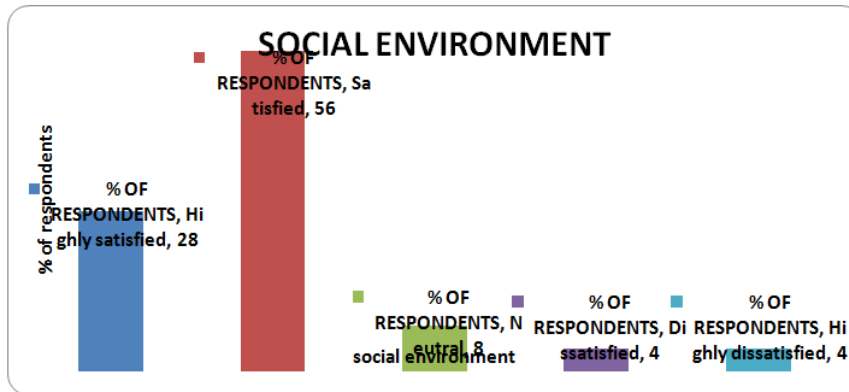
S.NO	PROVIDING SUGGESTIONS	NO. OF RESPONDENTS	% OF RESPONDENTS
1	Very often	30	20
2	Often	78	52
3	Rarely	30	20
4	Very rare	0	0
5	Not at all	12	8
	Total	150	100



INTERPRETATION: The previously mentioned table show that 52% of members as often as possible elevate ideas to the control, 20% of respondents most often advance techniques and 8% are not at all concerned contained in this

TABLE NO.19: SOCIAL SERVICE HEALTH, SAFETY

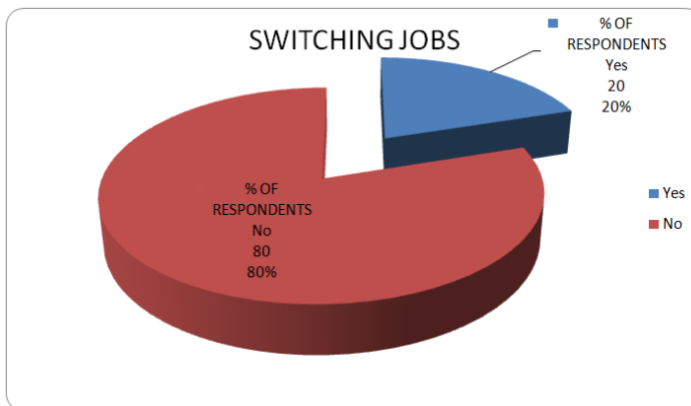
S.NO	SOCIAL ENVIRONMENT	NO. OF RESPONDENTS	% OF RESPONDENTS
1	Highly satisfied	42	28
2	Satisfied	84	56
3	Neutral	12	8
4	Dissatisfied	6	4
5	Highly dissatisfied	6	4
	Total	150	100



INTERPRETATION: The aforementioned work space shows that 56% of participants are content utilizing the well-being, assurance and personal benefits and 4% of participants were shockingly upset.

TABLE NO.20: SWITCHING JOBS OPINION

S.NO	SWITCHING JOBS	NO. OF RESPONDENTS	% OF RESPONDENTS
1.	Yes	30	20
2.	No	120	80
	Total	150	100



INTERPRETATION : The aforementioned work desk show that 80% of respondents will today not any longer convert their particular processes frequently, nonetheless 20% of participants could also convert their particular process.

HYPOTHESIS

NULL HYPOTHESIS (H₀): There is no significant difference among the job satisfaction on work environment.

ALTERNATIVE HYPOTHESIS (H₁): There is significant difference among the job satisfaction on work environment.

TOTAL (T) = 200, n = 10

Correction factor = $T^2/n = 200 \times 200 / 10 = 4000$

$$\begin{aligned} \text{TOTAL SS} &= \sum X_{ij}^2 - (T)^2/n = (40)^2 + (50)^2 + (4)^2 + (6)^2 + (0)^2 + (14)^2 + (8)^2 + \\ &\quad (26)^2 + (0)^2 + (52)^2 - (200 \times 200 / 10) \\ &= 7802 - 4000 \\ &= 3802 \end{aligned}$$

$$\begin{aligned} \text{SS BETWEEN} &= \sum (T_j)^2/n_j - (T)^2/n = (100 \times 100 / 5) + (100 \times 100 / 5) - \\ &\quad (200 \times 200 / 10) \\ &= 2000 + 2000 - 4000 = 0 \end{aligned}$$

$$\text{SS WITHIN} = \sum x_{ij}^2 - \sum (T_j)^2/n_j = 7802 - 4000 = 3802$$

ANOVA TABLE

Source of variation	sum of squares (ss)	Degree of freedom (df)	Mean square (ms)	F-ratio	5% F- limits
Between SS	0	(2-1)=1	0/1=0	0/475=0	F(1,8)=5.3177
Within SS	3802	(10-2)=8	3802/8=475		

FINDINGS ,SUGGESTIONS AND CONCLUSIONS

5.1. FINDINGS

1. 44% of respondents gangs 1 to 3 various long periods of involvement, 28% of respondents have pretty short of what one year of involvement, and 4% of respondents have over quite a long while of involvement.

2. 50% of respondents are content through its errand, 40% of members incorporate pleased with their excellent task, and 6% of members include disappointment alongside their errand.
3. 48% are content through its association's endowments, 24% of respondents incorporate impartial along with the favors, and 4% are colossally frustrated using the gifts.
4. 32% of respondents are, for the most part making probability for creating and self-advancement, 26% have by and large, and 12 % of respondents have quiet ever.
5. 26% of respondents incorporate extraordinary utilizing the painting craftsmanship climate; painting artistry climate is excellent for 14% of members in any case 52% of respondents contain tremendously baffled using the painting craftsmanship climate.
6. The modern and co-individuals association is appropriate for 44% of respondents, 36% of respondents find exceptional, and 8% of respondents, the relationship was horrible.
7. 56% of respondents find they've reasonable task commitments, 34% have exceptional undertakings, and 2%, duty was terrible.
8. 54% of members concur absolutely that they engage with guidelines, and 8% of members would today no further engage with policies.
9. 40% of respondents perceive as right utilizing exhortation and control procedures in regards to the association and 2% incorporate differing along with the data and control methods. For 64% of respondents, the wall painting craftsmanship weight was humble, for 24%, it's over-burden, and for 4%, they's miles ideal.
10. 36% of members get to run most barely ever, 24% get regularly. What's more, 8% of members get run out most by and large.
11. 50% of respondents, by and large, see progressive freedoms, 24% see most for the most part, and 4% of respondents advanced assignments most barely ever.

5.2 SUGGESTIONS

Based on the exploration, the ensuing methodologies incorporate considering. Business venture additionally can also assess those methodologies:

- Increasing task fulfillment among staff along with the assistance of utilizing executing errand extension and improvement abilities.
- Offering incredible adequate installment and comprehension for top-notch painting artistry.
- Initiating openings offering the prospect for the appearance of inventiveness and information.
- Preparing and executing education strategy for personal development in regards to the painting artistry energy.
- Creating prospects so empowers the specialists to engage in charge of related amusement.
- Formulating alluring policies and control methods for their personnel.
- Increasing association's benefits of their labor force.
- Boosting helpful conditions to raising personnel' interest in these task.

5.3 CONCLUSIONS

Spirits wearing a business supplier turns out to be a mentality of mental capacity, permitting a person to expand their yields. At whatever point an association drives the staff to an extraordinary higher amount, resulting spirits inside the firm might be similarly higher. Motivation will be the methodology, and spirits will be the things—accordingly, constant observing and proceeding with the development of spirits fundamental for any suppliers.

APPENDIX 1

A STUDY ON EMPLOYEE MORALE AT AEGIS BPO

- 1: Age Of Respondents
- 2: Respondents' Qualification In Regard To Education
- 3: Respondents With Experience In Work
- 4: In Regard To Job Satisfaction What Is The Opinion Of The Respondents
- 5: Respondents Opinion On The Benefits In
- 6: Openings For Enhancement And Self-Development
- 7: How Much Satisfied Are Respondents As Per The work Environment
- 8: Superiors And Co-Workers Relation
- 9: Respondents Know Their Job Responsibilities
- 10: Respondents Have Abilities Of Management Which Are Participative
- 11: Policies & Administration Practices
- 12: Opinion On The Workload
- 13: Respondents Opinion About Creative Job
- 14: Opinion Is Job Challenging
- 15: Knowledge And Skills Updation
- 16: Setting Goals Opinion
- 17: Quality Work Appreciation
18. Respondents Opinion About Providing Suggestions
- 19: Social Service Health, Safety.
- 20: Switching Jobs Opinion